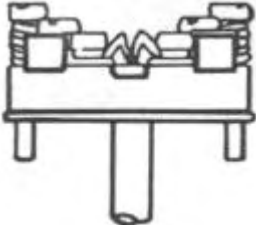

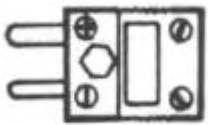
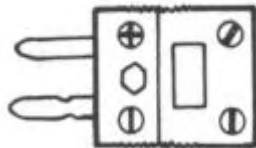


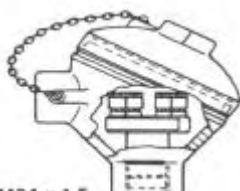
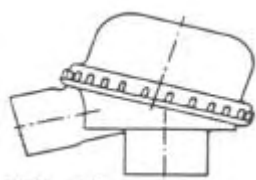










Thermocouples

STANDARD THERMOCOUPLES TYPE: K, J, T OR N

Connection Types

Sheath Types

1 Din Block 	2 Small Okazaki Head 
3 Miniature Plug 	4 Standard Plug 
5 Handle 	6 Flying Leads  1 Mtr F/g.Pvc or Ptfе
7 Alum Head (Screw Cap) (IP65)  M24 x 1.5	8 Nylon Head (Suitable for TX) (IP65)  M24 x 1.5

A 1.5 mm ϕ (Duplex not available) 	B 1/16" ϕ 
C 3.0 mm ϕ 	D 1/8" ϕ 
E 4.5 mm ϕ 	F 3/16" ϕ 
G 6.0 mm ϕ 	H 1/4" ϕ 

TOLERANCES AS SPECIFIED BS4937:1973.

INSULATION COLOUR CODES BS1843:1952

TEMPERATURE RATING SHEATHS A,C,E,G 1100°C MINERAL INSULATED
 B,D,F,H 350°C WIRE TYPE

Order Code HBS 2000/1/1/E/IS/K/Length below connector head

- T/C TYPE
- Isolated or Grounded
- Sheath Type
- Connection Type

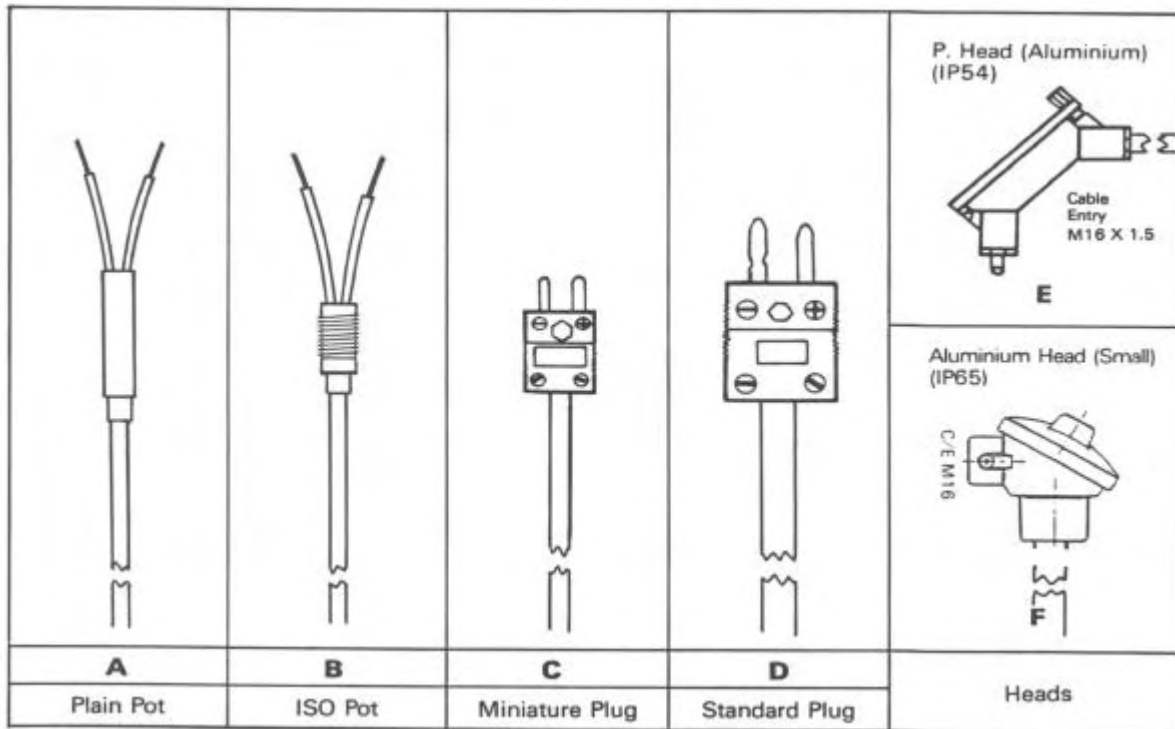
Thermocouples

MINERAL INSULATED THERMOCOUPLES

Recommended Operating Temperatures

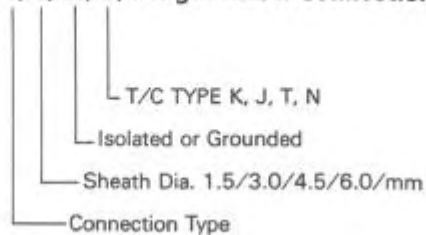
TYPE N	-200°C to 1300°C
TYPE K	-200°C to 1100°C
TYPE J	0 to 800°C
TYPE T	-250°C to 400°C

Connection Types



Order Code

HBS 2000/2/1/S/IS/K/Length below Connection



Thermocouples


HAND HELD THERMOCOUPLES All Base Metal calibrations, Types K. J. T.

Spring Loaded Thermocouple



HBS 2000-2-A

Heavy Duty Spring Loaded Thermocouple



HBS 2000-2-B

Hypodermic Thermocouple



HBS 2000-2-C

General Purpose Thermocouple



HBS 2000-2-D

Supplied with 2 metres PVC cable and miniature plug.
Allow 7-10 days for delivery